

FIRELITE TRANSPORT FDHP-301-125

Hannay 4000 series electric reel with your choice of 50' of 1" or 100' of 3/4" booster hose

Scotty foam system
5 gallon foam cell

Rescue area with stainless steel grab bars

Top water tank fill point
125, 160, or 200 gallon
poly water tank

Pump features
stainless steel
piping & brass valves

Large hose
storage area
with tailgate

All aluminum tubing &
diamond plate chassis

Reinforced skid plate
bottom for fork lifts

Davey 6.5, 9, or 13 hp or
Darley 1.5 AGE 13HX pump

Photo shown with optional red rubber jacketed booster hose.

BASE PRICE STARTS AT: \$10,350.00 + SHIPPING

UPGRADE TO 6.5 HP ELEC START:

\$575

UPGRADE TO 9HP ELEC START:

\$1,450

UPGRADE TO 13HP ELECT START:

\$1,815

UPGRADE TO 13HP DARLEY:

\$3,930

Darley & Davey Pump GPM/PSI		
Pump	GPM	PSI
Davey AK315 6.5 HP	65	48
	50	81
	20	120
Davey AK308 9 HP	120	36
	60	118
	20	144
Davey AK306 13 HP	120	40
	60	133
	20	146
Darley 1.5 AGE 13HX	120	60
	100	85
	23	225

All of these standard features included in base price above

- 125 gallon baffled poly water tank with 5 gallon foam cell
- Scotty Through The Pump, Class A Foam System
- 4000 series Hannay Electric Rewind Reel
- 100' of 3/4" or 50' of 1" Boostlite booster hose
- Self-priming up to 19' with initial prime
- Stokes basket area with stainless steel grab rails
- Hose storage area with tailgate
- Fork liftable to standard pickup bed
- 1.5" gated auxiliary suction
- 1" gated tank recirculation
- 1" gated to booster reel
- 2- 1.5" gated discharges
- CS 105/15 1" NST nozzle
- Mercedes Draftlite Kit – includes Hydro-Wick Hand Primer installed on skid; 20' of 1.5" suction hose; Foot Valve / Strainer

Dimensions	Dry Weight	Wet Weight + foam	Crated Weight
6.5 HP 48"W x 72"L x 45"H	595	1635	845
9 HP 48"W x 72"L x 45"H	626	1666	876
13 HP 48"W x 72"L x 45"H	641	1681	921
13 HP Darley 48"W x 72" L x 45" H	678	1718	958


*weights & dimensions are approximate only
Add 30 lbs to weights if going with optional red rubber jacketed booster hose



**ALL UNITS SHIP
FULLY ASSEMBLED**




**KIMTEK
CORPORATION**



FIRELITE TRANSPORT FDHP-301-125

PICK-UP TRUCK SERIES OPTIONS



Add lower roller off driver's side of truck, high roller off passenger side

Add rear attack line tray (dead lay) to hold approximately 150' of 1.5" line for the length of the unit. One long tool holder box length of skid unit with a full-length door opening to the side of the unit (off passenger side) for easy access.



Add a 4' rear attack line tray (pre-connect) to hold booster line and one open toolbox holder to carry long tools with holder for long board on passenger side of skid unit

**Optional high roller also shown*




Add custom built rear attack line tray (pre-connect) the length of the skid unit to hold approximately 150' of 1.5" line. Second rear attack line tray (dead lay) length of the bed to hold approximately 150' of 2.5" line.



Add rear attack line tray (pre-connect) to hold approximately 150' of 1.5" line for the length of the unit. One long tool holder box length of skid unit with a full-length door opening to the side of the unit (off passenger side) for easy access.

Other options include:

Increase length of hose to 100' of 1" or 150' of 3/4" – Boostlite Only



**ALL UNITS SHIP
FULLY ASSEMBLED**



**KIMTEK
CORPORATION**

