

# FIRELITE TRANSPORT FDHP-302-160

Hannay 4000 series electric reel with your choice of 50' of 1" or 100' of 3/4" booster hose

Scotty foam system  
5 gallon foam cell

Top water tank fill point  
125, 160, or 200 gallon  
poly water tank

Rescue area with stainless steel grab bars

Pump features  
stainless steel  
piping & brass valves

Large hose  
storage area  
with tailgate

All aluminum tubing &  
diamond plate chassis

Reinforced skid plate  
bottom for fork lifts

Davey 6.5, 9, or 13 hp or  
Darley 1.5 AGE 13HX pump

Photo shown with optional red rubber jacketed booster hose.

**BASE PRICE STARTS AT: \$8,900.00 + SHIPPING**

**UPGRADE TO 6.5 HP ELEC START:** \$550  
**UPGRADE TO 13HP ELECT START:** \$1,500

**UPGRADE TO 9HP ELEC START:** \$1,200  
**UPGRADE TO DARLEY PUMP:** \$3,250

Darley & Davey Pump GPM/PSI		
Pump	GPM	PSI
Davey AK315 6.5 HP	65	48
	50	81
	20	120
Davey AK308 9 HP	120	36
	60	118
	20	144
Davey AK306 13 HP	120	40
	60	133
	20	146
Darley 1.5 AGE 13HX	120	60
	100	85
	23	225

All of these standard features included in base price above

- 160 gallon baffled poly water tank with 5 gallon foam cell
- Scotty Around The Pump, Class A Foam System
- 4000 series Hannay Electric Rewind Reel
- 100' of 3/4" or 50' of 1" Boostlite booster hose
- Self-priming up to 19' with initial prime
- Stokes basket area with stainless steel grab rails
- Hose storage area with tailgate
- Fork liftable to standard pickup bed
- 1.5" gated auxiliary suction
- 1" gated tank recirculation
- 1" gated to booster reel
- 2- 1.5" gated discharges
- CS 105/15 1" NST nozzle
- Mercedes Draftlite Kit – includes Hydro-Wick Hand Primer installed on skid; 20' of 1.5" suction hose; Foot Valve / Strainer

Dimensions	Dry Weight	Wet Weight + foam	Crated Weight
6.5 HP   48"W x 76"L x 45"H	670	1990	925
9 HP   48"W x 76"L x 45"H	715	2035	970
13 HP   48"W x 76"L x 45"H	730	2050	985
13 HP Darley   48"W x 76" L x 45" H	767	2087	1022

\*weights & dimensions are approximate only  
Add 30 lbs to weights if going with optional red rubber jacketed booster hose

**ALL UNITS SHIP  
FULLY ASSEMBLED**




**KIMTEK  
CORPORATION**



326 Industrial Park Lane, Orleans VT 05860 | 888.546.8358 | KIMTEKRESEARCH.COM | BRUSHTRUCKSKIDS.COM

# FIRELITE TRANSPORT FDHP-302-160 PICK-UP TRUCK SERIES OPTIONS




Add lower roller off driver's side of truck, high roller off passenger side

Add rear attack line tray (dead lay) to hold approximately 150' of 1.5" line for the length of the unit. One long tool holder box length of skid unit with a full-length door opening to the side of the unit (off passenger side) for easy access.




Add a 4' rear attack line tray (pre-connect) to hold booster line and one open toolbox holder to carry long tools with holder for long board on passenger side of skid unit



Add custom built rear attack line tray (pre-connect) the length of the skid unit to hold approximately 150' of 1.5" line. Second rear attack line tray (dead lay) length of the bed to hold approximately 150' of 2.5" line.

*\*Optional high roller also shown*



Add rear attack line tray (pre-connect) to hold approximately 150' of 1.5" line for the length of the unit. One long tool holder box length of skid unit with a full-length door opening to the side of the unit (off passenger side) for easy access.

**ALL UNITS SHIP  
FULLY ASSEMBLED**

### Other options include:

Increase length of hose to 100' of 1" or 150' of ¾"

\*\*Pre-connect available for area adjacent to pump only.



**KIMTEK  
CORPORATION**

